

Best suited
for lifters
and pushers



New EleCylinder is now available with a Ball Bush Guide

ELECYLINDER

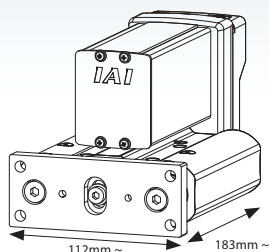
Rod type with double guide

EC-SRG11/EC-SRG15

Features

1 Compact

The lineup includes product widths of 112mm and up!
All models are equipped with a built-in controller.



2 Energy saving

Electrification enables energy saving!

Further energy saving is possible by reducing the standby current*.

*To reduce the standby current, enable the "suppression of current while stopped" in the parameter setting.

When an external force is applied, the current value will be resumed to its "original level."

3 Operations with only 24V power source

Operations are possible by electricity only. (No air source is necessary)


This product can be operated with a 24V power source only.
Because no air source is needed, it can be used anywhere.




(Example)
IAI 24V
power
source
PSA-24

(Double and single solenoids are supported)

4 Best suited for transfer operations



Thanks to the ball bush guide, it is best suited for lifters and pushers.



Double-guide rod type model

IAI product series	Product model number	Body width	Stroke
EC EleCylinder	EC-SRG11	112mm	50 / 100 / 150 /
	EC-SRG15	148mm	200 / 250 / 300mm

Option

Name	Option code
RCON-EC connection specification (Note 1)	ACR
Brake	B
Front spacer (Note 2)	FS
Specified grease specification	G5
Non-motor end specification	NM
PNP specification (Note 1)	PN
Twin power supply specification (Note 1)	TMD2
Battery-less absolute encoder specification	WA
Wireless communication specification	WL
Wireless axis operation specification	WL2

(Note 1) When the RCON-EC connection specification (ACR) is selected, the PNP specification (PN) and the twin power supply specification (TMD2) cannot be selected.

(Note 2) Only the SRG11 type can be selected.

Power-I/O cable length

Standard connector cable

Cable code	Cable length	User wiring specification (no connector)	RCON-EC connection specification (Note 4) (with connectors on both ends)
0	No cable	Terminal block supplied (Note 3)	CB-REC-PWBIO□□□□-RB is supplied
1 ~ 3	1 ~ 3m	CB-EC-PWBIO□□□□-RB is supplied	
4 ~ 5	4 ~ 5m		
6 ~ 7	6 ~ 7m		
8 ~ 10	8 ~ 10m		

(Note 3) Only the terminal connector is included.

(Note 4) In case the RCON-EC connection specification (ACR) is selected.

● These are all Robot cables.

4-directional connector cable

Cable code	Cable length	User wiring specification (no connector)	RCON-EC connection specification (Note 5) (with connectors on both ends)
S1 ~ S3	1 ~ 3m	CB-EC2-PWBIO□□□□-RB is supplied	CB-REC2-PWBIO□□□□-RB is supplied
S4 ~ S5	4 ~ 5m		
S6 ~ S7	6 ~ 7m		
S8 ~ S10	8 ~ 10m		

(Note 5) In case the RCON-EC connection specification (ACR) is selected.

● These are all Robot cables.

Model Specifications Items

EleCylinder rod type with double guide

EC - [] - [] - [] - [] - ([])

Series Type Lead Stroke Cable length Option

SRG11	The product width of the rod type with a ball bush double guide is 112mm	<SRG11>		50	50mm	0	Without cable Power-I/O connector is included (Note 1)
SRG15	The product width of the rod type with a ball bush double guide is 148mm	L	Lead 2.5mm	∅	∅	(S)1 (Note 2)	1m
		M	Lead 5mm	300	300mm	∅	∅
		H	Lead 10mm	(every 50mm)		(S)10	10m
		<SRG15>					
		L	Lead 3mm				
		M	Lead 6mm				
		H	Lead 20mm				

(Note 1) When the ACR option (RCON-SC connection specification) is selected, the connector is not included.
(Note 2) The S1 to S10 come with a 4-directional connector cable.

Blank	Incremental encoder specification NPN specification, without option
ACR	RCON-EC connection specification
B	Brake
FS	Front spacer (Note 3)
G5	Specified grease specification
NM	Non-motor end specification
PN	PNP specification
TMD2	Twin power supply specification
WA	Battery-less absolute encoder specification
WL	Wireless communication specification
WL2	Wireless axis operation specification

(Note 3) Only for the SRG11

Table of Specifications

Category	Type	Lead		Stroke (mm) and max. speed (mm/sec)						Max. push force (N)	Max. payload (kg)			
		Model	mm	* Belt length = stroke, *Number in the belt = max. speed by stroke, numbers in <> are for vertical use.							Horizontal	Vertical		
				50	100	150	200	250	300					
Rod type with double guide	SRG11	H-	10	700<600>						520	370	77	16	2.5
		M-	5	350						260	185	150	25	5
		L-	2.5	175						130	90	308	35	10
	SRG15	H-	20	800<640>								67	6	0.5
		M-	6	450<400>						370<350>	265	224	40	7
		L-	3	225<200>						185	130	449	60	12.5

Applicable controller

(Note) The EC series is equipped with a built-in controller. Refer to the EleCylinder catalog for the details of the built-in controller.